


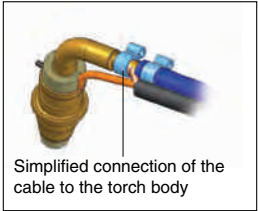
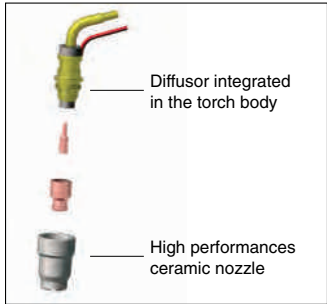

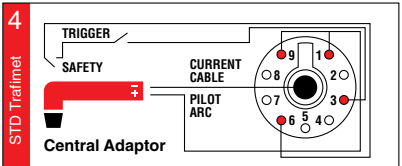
ERGOCUT A 51

0.4 Kg
1 m

MF 4 - 6 m

V peak	500	5 bar	165 l/min
X 60%	50 A	X 100% 40 A	10±15 mm

CODE	↔	⚡
PA1430	4 m	1/8 G
PA1432	4 m	Central Adaptor
PA1435	6 m	1/8 G
PA1436	6 m	Central Adaptor



PR0150



Ø	Cu	Rating
0,8	PD0150-08	30 A
1,0	PD0150-10	50 A

PC0150
ceramic



CV0037



PR0151

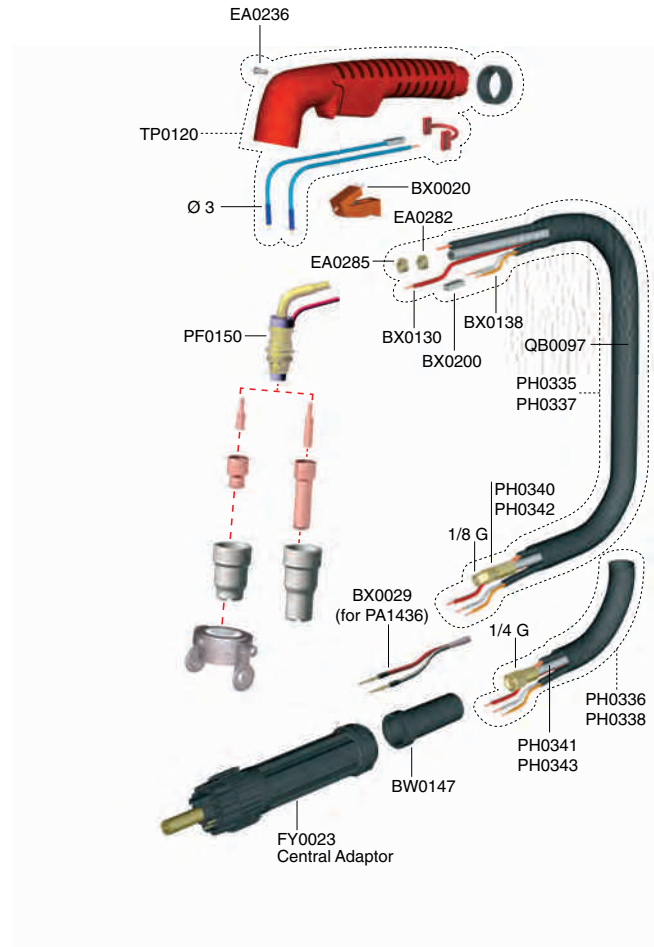


Ø	Cu	Rating
0,8	PD0151-08	30 A

PC0151
ceramic



CONTACT CUTTING



STANDARD