

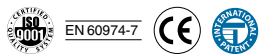


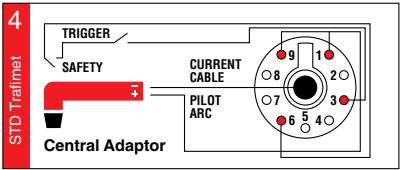
ERGOCUT A 81

0.6 Kg
1 m

MF 6 m

V peak 500 5 bar 155 l/min
X 60% 80 A X 100% 60 A 20÷25 mm

CODE	↔	
PA1400	6 m	3/8 G
PA1402	6 m	Central Adaptor
PA1404	6 m	1/4 G



FH0561



PR0115



PE0107



Ø	Cu	mm
1,2	PD0106-12	80 A

PC0115



CV0201 ceramic



CONTACT CUTTING

FH0560



PR0109

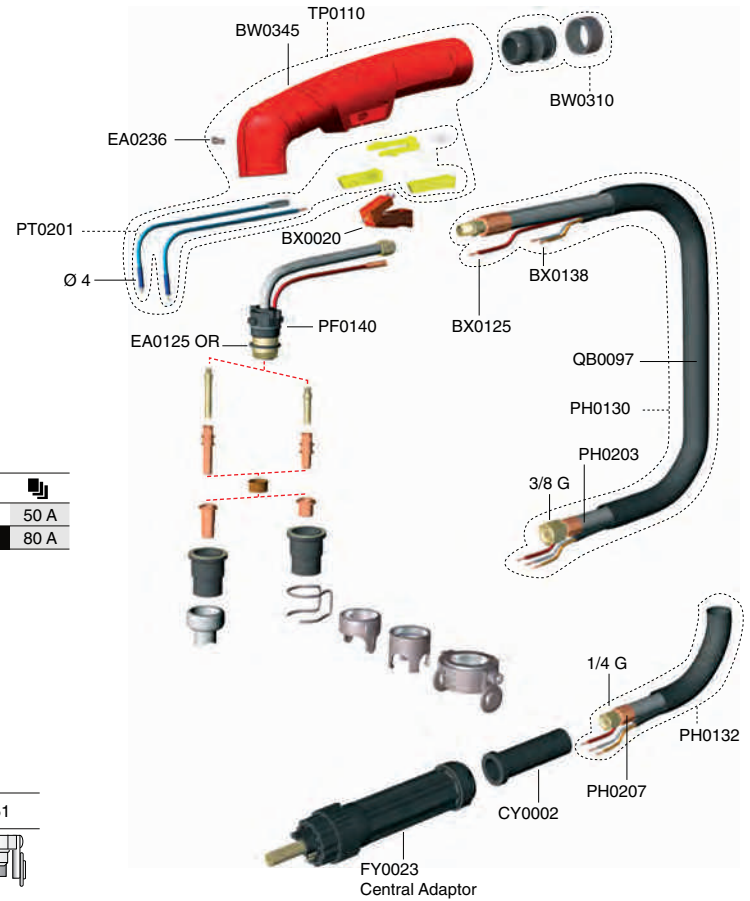
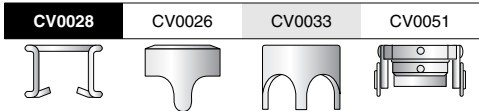


PE0107



Ø	Cu	mm
1,0	PD0105-10	50 A
1,2	PD0105-12	80 A

PC0115



STANDARD