












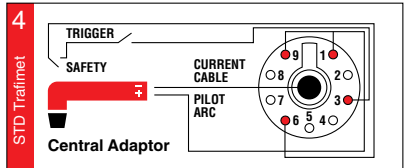


ERGOCUT AW 201



 6 - 12 m
  1.2 Kg
  1 m

 V _{peak} X100%	500 200A	 4 bar	 50 l/min
 2÷4 bar	 1.45 l/min	 40÷50 mm	

CODE	↔	
PB0003	6 m	Central Adaptor
PB0009	12 m	Central Adaptor



Included in the box

Better performances
and protection
for your torch



UTI000157

FH0866



PR0118



PE0114



Ø	Cu	Application
3,0	PD0113-30	gouging



Ø	Cu	Application
1,0	PD0115-10	60 A
1,2	PD0115-12	70 A
1,4	PD0115-14	100 A
1,6	PD0115-16	130 A
1,8	PD0115-18	150 A
2,0	PD0115-20	200A
3,0	PD0115-30	gouging

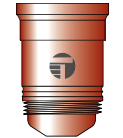
PC0123
long life



PC0126
high insulation



PC0125
long life



CV0078

CV0083



CV0013



GOUGING

CV0011



CV0012



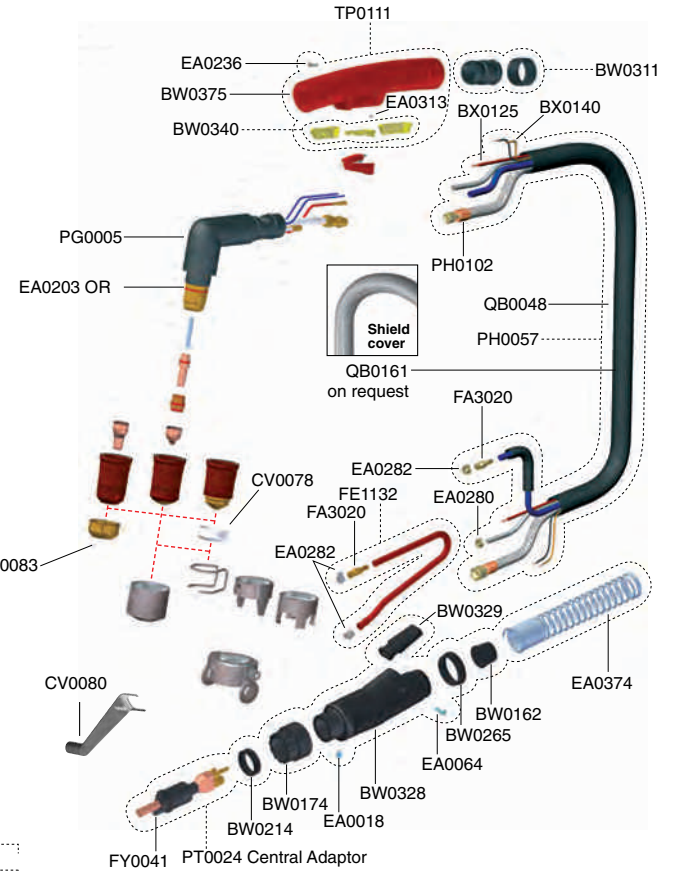
CV0014



CV0013



CV0021



STANDARD