

# ERGOCUT CB 100



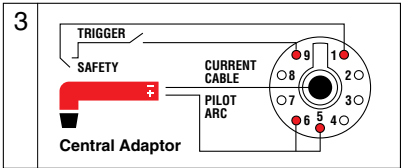


0.8 Kg  
1 m

**MF** 6 m

V peak	500	5 bar	180 l/min
X 60%	100 A	X 100%	24±30 mm

CODE	↔	
PA1350	6 m	1/8 G
PA1352	6 m	Central Adaptor



EN 60974-7



